

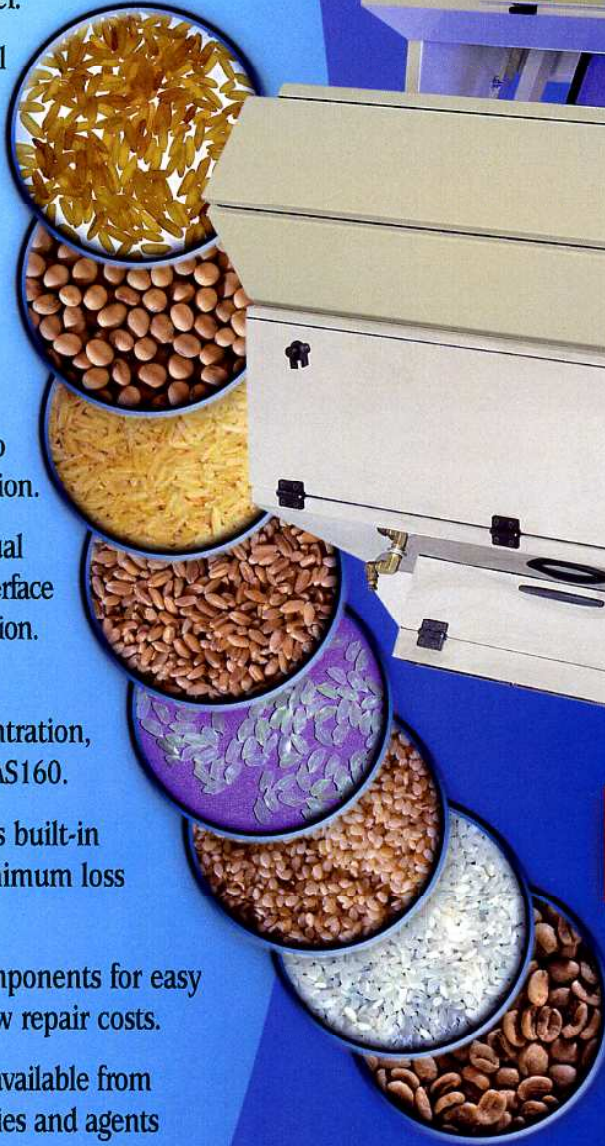


SATAKE

AlphaScan™



- ▶ A compact small footprint, low cost, high capacity color sorter.
- ▶ High-speed, digital, signal processing technology.
- ▶ Multiple high-resolution CCD cameras scan product front and rear.
- ▶ Several models available to handle a variety of capacity requirements.
- ▶ Self monitoring with auto calibration during operation.
- ▶ User-friendly, multilingual touch screen operator interface for easy set up and operation.
- ▶ High ejector density for maximum reject concentration, 160 ejectors on model AS160.
- ▶ Large model, AS160, has built-in resort capability for minimum loss of good product.
- ▶ Modular design and components for easy trouble shooting and low repair costs.
- ▶ Local technical support available from 10 Satake group companies and agents worldwide.


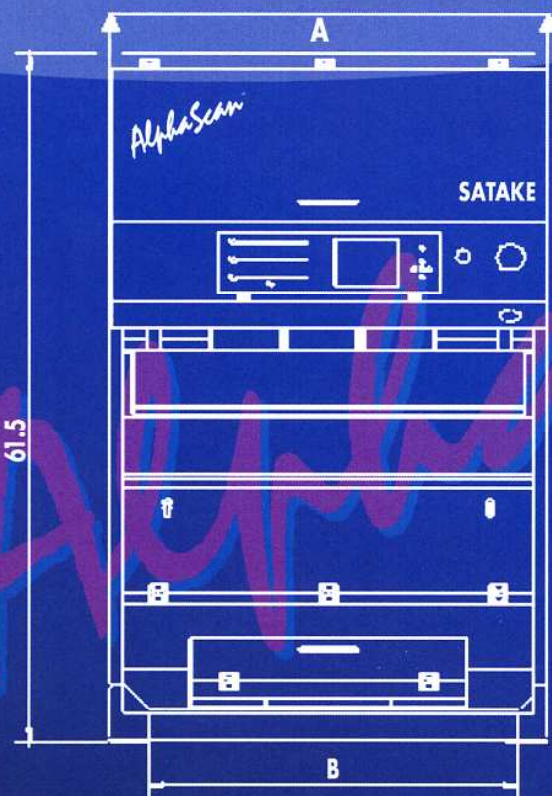


Applications:

Rice, wheat and other grains, seeds, coffee beans, corn, pulses and many others.



AlphaScan Technical Specifications



Typical Sorting Capacities: lbs/hr (TPH)

	Rice	Wheat	Robusta Coffee	Seeds	Corn
AS32	2600-7000 (1.2-3.2)	2600-7000 (1.2-3.2)	2000-4500 (1.0-2.0)	500-2000 (0.5-2.0)	2000-6500 (1.0-3.0)
AS96	7800-21000 (3.6-9.6)	7800-21000 (3.6-9.6)	6000-13500 (3.0-6.0)	1500-6000 (1.5-6.0)	6000-19500 (3.0-9.0)
AS160	13000-35000 (6.0-16.0)	13000-35000 (6.0-16.0)	10000-22500 (5.0-10.0)	2500-10000 (2.5-10.0)	10000-32500 (5.0-15.0)

		AS32	AS96	AS160
Number of Chutes		1	3	5
Total Width(A)	In(mm)	39.5(1000)	39.5(1000)	51.5 (1308)
Receiving hopper width(B)	In(mm)	32.5(825)	32.5(825)	44.5(1130)
Depth	In(mm)	41.5(1050)	41.5(1050)	41.5(1050)
Height)	In(mm)	61.5(1565)	61.5(1565)	61.5(1565)
Net weight	Lbs. (kg)	617(280)	683(310)	772(350)
Gross weight	Lbs. (kg)	838(380)	904(410)	992(450)
Required main voltage	Vac	220 ± 10%	220 ± 10%	220 ± 10%
Rated power	VA	550	1100	1700
Frequency	Hz	50/60	50/60	50/60
Air consumption (actual depends on product and defect level)	CFM (lts/sec)	15(7)	45(21.2)	75(35.4)
Air pressure	PSI	Min. 90@5.5 bar	Min. 90@5.5 bar	Min. 90@5.5 bar



Please visit our website at
<http://www.satake-usa.com>
 email: vision@satake-usa.com

FOR MORE INFORMATION OR TO MAKE ARRANGEMENTS FOR A SAMPLE TO BE TESTED, PLEASE CONTACT:

USA, Latin America

Satake USA Inc.
 10905 Cash Road
 Stafford, TX 77477
 Tel: 281 276-3600
 Fax: 281 494-1375

USA West Coast

Satake USA Inc.
 3416 Oakdale Road
 Modesto, CA 95355
 Tel: 209/551-3203
 Fax: 209/551-0841

Europe, Africa, The Middle East

ESM (UK) Ltd.
 P.O. Box 47, Horsfield Way
 Stockport, Cheshire SK6 2FN(England)
 Tel: (44) 161 406-3888
 Fax: (44) 161 406-3889

Asia

Satake Corporation
 2-30 Saijo Nishihonmachi
 Higashi-Hiroshima
 Japan 739-8602
 Tel: + 81-824-20-8539
 Fax + 81-824-20-0865