


# PIN MILL SPM

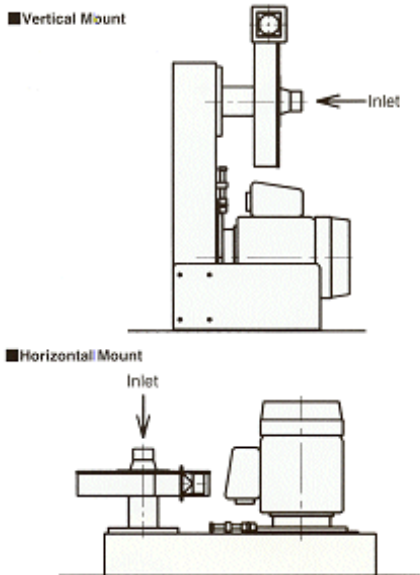


The Satake Pin Mill SPM is a multi purpose in-line machine specially designed for high rotor speeds for high continuous grinding, infestation destruction and mixing a wide range of cereal products conveyed under suction (vertical mount type) gravity or suction (horizontal mount type).

The principle application is its use to grind clean middlings and fine semolina into flour with minimum increase in starch damage. On this duty it can replace a roller mill in the mill diagram.


**SPM Features:**

1. Two mounting options are available – horizontal and vertical
2. The volute can be adjusted in 30° increments relative to the body base plate as required, to suit installation
3. Variable speed can be achieved if the machine is used in conjunction with a proprietary frequency variable control device



Description		SPM	
		Rotor Speed rpm	Tons/Hour
Capacity for fine middlings using 18.5kW motor		3000	1.0-6.0
		4500	1.0-5.0
		5000	1.0-2.5
Motor Powers Available		11, 15, 18.5, 22kW	
Nominal Rotor Speed		3000, 4000, 4500, 5000, 5500rpm	
Dimensions (Vertical mount)	Overall Height	1452mm (57.2")	
	Overall Length	729mm (28.7")	
	Overall Width	800mm (31.5")	
Dimensions (Horizontal mount)	Overall Height	800mm (31.5")	
	Overall Length	1452mm (57.2")	
	Overall Width	729mm (28.7")	
Net Weight		200kg (455lbs) (excluding motor)	

All Satake products are the subject of continuous development and, as a result, their specification may change and differ in detail from that outlined in this leaflet.



**SATAKE AUSTRALIA Pty Ltd**  
 23-25 Marigold Street  
 Revesby  
 2212 NSW  
 Australia

Telephone: +61 (0) 2 9774 1155  
 Facsimile: +61 (0) 2 9774 1248  
 E-mail: info@satake.com.au  
 Website: www.satake.com.au